

# FUN SHOT COMPETITION

## ADMINISTRATIVE INFORMATION



### Materials Needed

- Score sheets
- Certificates of participation (optional)
- Measuring tape
- Spots to mark shooting areas on floor
- Fun Shot music or score clock
- Basketballs- 28.5 and full size

### Staff Needed

- Head administrator to explain rules, oversee competition etc.
- 1 person to coordinate check-in process
- 1 scorer for each basket
- Time keeper



### Winners

The top 2 finishers from each age group from each local competition advance to the regional competition. The first place finisher from each age group from each regional competition advances to the finals at Delta Center.

AGE GROUPS	
Boys	Girls
3rd-4th Grade	3rd-4th Grade
5th-6th Grade	5th-6th Grade
7th-8th Grade	7th-8th Grade
9th-12th Grade	9th-12th Grade

\*At the final competition at Delta Center, participants will not receive an official practice round. They will have a combined 5 minute warm-up period before their age division shoots.

# FREQUENTLY ASKED QUESTIONS



All regional competitions will be administered the same way as the final competition at [Delta Center. The answers to the FAQ's below are how things will be run at the final competition.

1. How many times should each participant shoot?
  - Each participant will shoot two rounds.
2. Will the winning score be the best individual round or a cumulative score of both rounds?
  - The winning score will be the best cumulative score.
3. What if there is a tie?
  - In the event of a tie for first place, the participants will have a one round shoot off to determine the champion. In the regional competition, both will be allowed to advance to the finals at Delta Center.
4. Can participants use their own basketballs?
  - Yes they are allowed to use their own balls. 3rd/4th grade boys, 5th/6th grade boys and all four girls divisions will shoot with a 28.5 ball. 7th/8th and 9th-12th boys will use a full size ball.
5. Are girls, 3rd/4th grade boys and 5th/6th grade boys allowed to shoot with a full size basketball?
  - Yes. They can shoot with a full size ball if they prefer.
6. Do lay-ups count as a spot? Is the participant required to attempt lay-ups in order to receive their bonus points?
  - No. The lay-ups do not count as a spot. The participant is not required to shoot or make lay-ups to receive bonus points.
7. Should the participants shoot all of their rounds consecutively?
  - Participants should not be asked to shoot two or more rounds consecutively. They should be given at least a 15 minute break between rounds.

# FREQUENTLY ASKED QUESTIONS



8. If the participants shoot from all spots twice, how many bonus points do they receive?
  - If participants shoot from each spot once they will receive 5 bonus points. If they shoot from each spot twice, they receive an addition 10 bonus points for a total of 15 possible bonus points per round.
9. If the ball enters the stands, will the participant be allowed to start over?
  - The participant is required to retrieve their own ball. They should continue their round even if their ball bounces out of play. In some cases the head administrator may decide to reshoot the round based on extenuating circumstances.
10. Should those administering the competition remind participants which spots they need to shoot from to get bonus points?
  - The scorers, timer, and administrator should stay objective with all participants. They should not offer assistance on what spots the participant still needs to shoot from.
11. Are parents/spectators allowed to yell instructions to participants while they are shooting?
  - Spectators are welcome to help the participant while they are shooting as long as they are in the stands. They are not allowed to come onto the court or other areas of the gymnasium.
12. If the ball bounces towards an observer should they assist the participant and toss the ball back to them?
  - If the ball that the participant is using during a live round comes toward a spectator, they should not throw it back to the participant. Ideally the spectator will move out of the way, but the most they should do is simply stop the momentum of the ball.
13. Does the participant have to have both feet on the spot while shooting?
  - The participant is not required to have both feet on the spot while shooting but must have at least one foot touching the spot.

# FREQUENTLY ASKED QUESTIONS



14. Can the participant shoot from the same spot several times consecutively?
  - Participants are allowed to shoot from one spot as many times consecutively as they would like.
15. How many lay-ups can the participant receive points for per round?
  - Participant will only receive points for two made lay-ups per round. They can shoot as many lay-ups as they need to in order to make two.
16. Should I have all kids show up at the same time?
  - It may be easier to designate different times for each of the four age divisions. If you schedule one hour for the 3rd/4th grade division, one hour for the 5th/6th grade division, one hour for the 7th/8th grade division and half an hour for the 9th–12th grade division that is usually about right. This will decrease the wait time for everyone as well.
17. Can I run the Fun Shot competition if I don't have spots to mark the shooting areas on the floor?
  - If you don't have spots to mark the shooting areas on the floor and you are interested in running the Fun Shot competition, please give us a call. We can look for possible solutions.





## How to Play:

- The game is played by one individual.
- The player has one minute to score as many baskets as possible from any of the five different shooting spots (plus a lay-up) identified on the game court.
- Each shooting spot is worth a different point value ranging from two (2) to five (5) points.
- The player with the highest score advances to the next level of play.
- Local winners advance to the regional competition and the regional winners will advance to the final competition held at the Delta Center.

## GAME RULES:

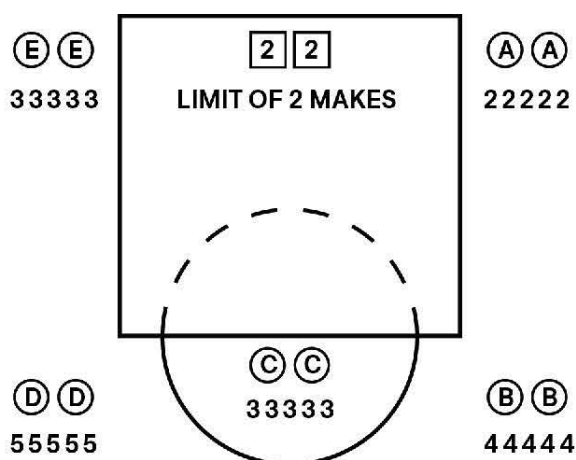
- Player begins with ball in hand at the free throw line.
- The game coordinator will signal when play is to begin.
- Player must dribble from one shooting spot to another. One (1) point will be deducted for each dribbling or motion violation (palming, traveling, double-dribble).
- A player can score up to two lay-ups worth two (2) points each during the one-minute competition (lay-ups must be made within a three foot radius of the basket). Shots from the free throw line are worth three (3) points, a shot made from beyond the three-point line is worth five (5) points. Three other shooting spots on the court vary in the scoring value (ranging from two (2) to four (4) points depending on the spot). Layups not required for bonus points.
- Five (5) bonus points will be awarded for attempting shots from all spots once, and ten (10) additional bonus points will be awarded for attempting shots from all spots twice.

## AGE DIVISIONS

BOYS 3rd-4th Grade  
BOYS 5th-6th Grade  
BOYS 7th-8th Grade  
BOYS 9th-12th Grade

GIRLS 3rd-4th Grade  
GIRLS 5th-6th Grade  
GIRLS 7th-8th Grade  
GIRLS 9th-12th Grade

## SAMPLE SCORE CARD





# Individual Score Sheet and Registration Form

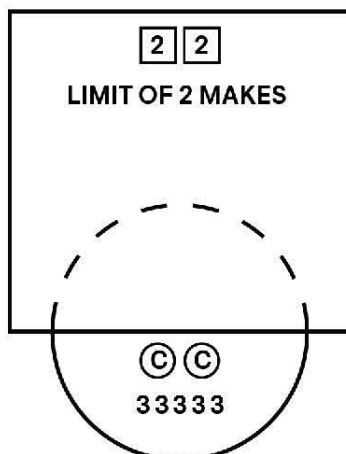
Name \_\_\_\_\_ Phone ( ) \_\_\_\_\_  
 Street Address \_\_\_\_\_  
 City, State, ZIP \_\_\_\_\_  
 E-mail address \_\_\_\_\_  
 Date of Birth (mm/dd/yy) \_\_\_\_\_  
 Location \_\_\_\_\_

Grades (check one)  
☐ B 3&4 ☐ G 3&4  
☐ B 5&6 ☐ G 5&6  
☐ B 7&8 ☐ G 7&8  
☐ B 9-12 ☐ G 9-12

- Player begins with ball in hand at the free throw line.
- The game coordinator will signal when play is to begin.
- Player must dribble from one shooting spot to another. One (1) point will be deducted for each dribbling or motion violation (palming, traveling, double-dribble).  
 A player can score up to two lay-ups worth two (2) points each during the one-minute competition (lay-ups must be made within a three foot radius of the basket). Shots from the free throw line are worth three (3) points, a shot made from beyond the three-point line is worth five (5) points. Three other shooting spots on the court vary in the scoring value (ranging from two (2) to four (4) points depending on the spot). Layups not required for bonus points.
- Five (5) bonus points will be awarded for attempting shots from all spots once, and ten (10) additional bonus points will be awarded for attempting shots from all spots twice.

## ROUND 1

(E) (E)  
33333



(A) (A)  
22222

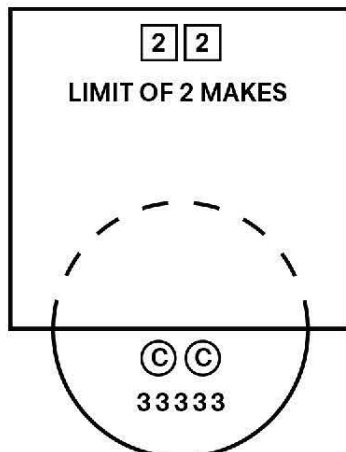
(D) (D)  
55555

(B) (B)  
44444

LAY-UP	
A (2 pts)	
B (4 pts)	
C (3 pts)	
D (5 pts)	
E (3 pts)	
BONUS (5 pts)	
BONUS (10 pts)	
VIOLATIONS	
<b>TOTAL</b>	

## ROUND 2

(E) (E)  
33333



(A) (A)  
22222

(D) (D)  
55555

(B) (B)  
44444

LAY-UP	
A (2 pts)	
B (4 pts)	
C (3 pts)	
D (5 pts)	
E (3 pts)	
BONUS (5 pts)	
BONUS (10 pts)	
VIOLATIONS	
<b>TOTAL</b>	

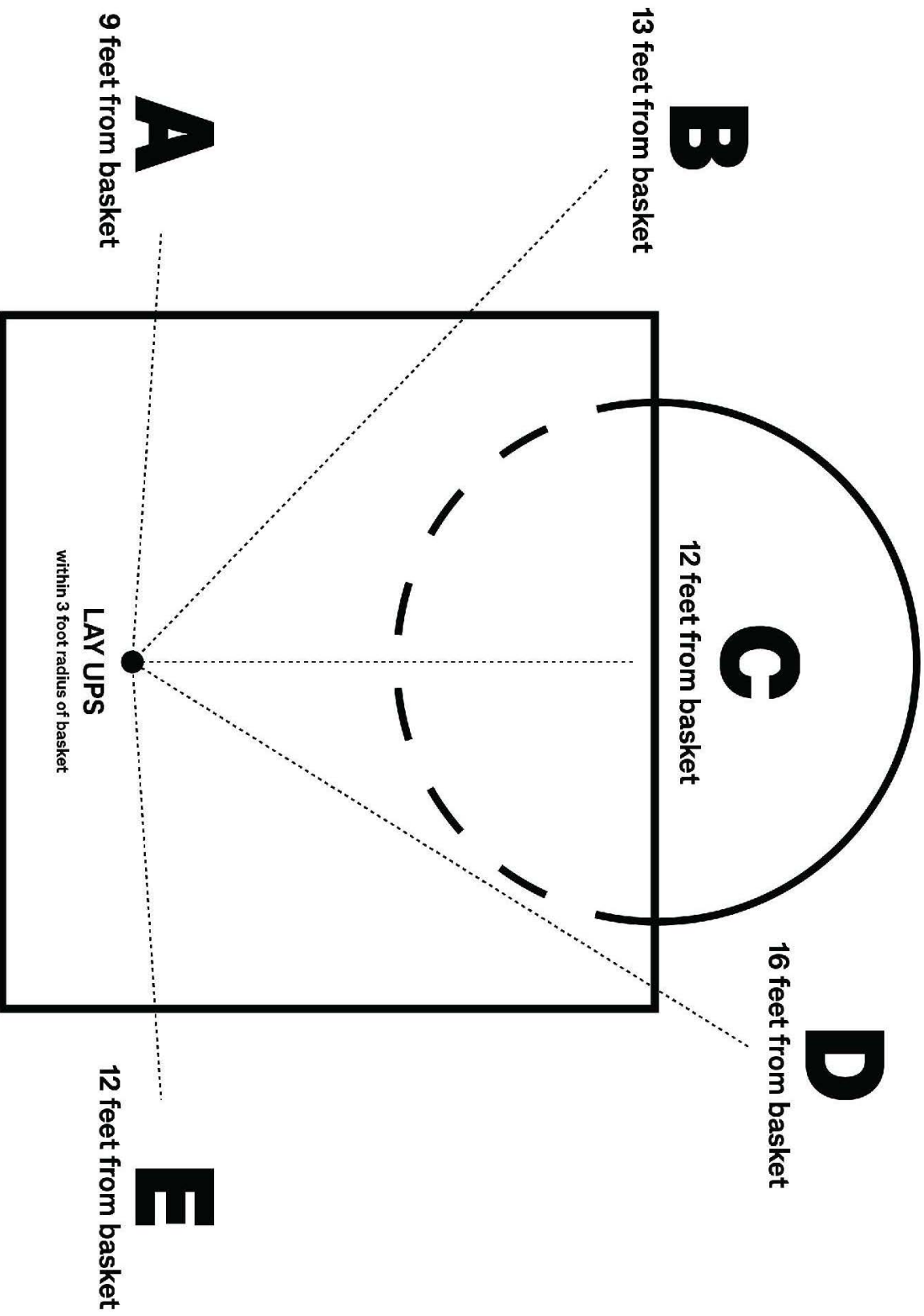
### Instructions:

- Put "X" through the appropriate letter when a legal shot is attempted.
- Circle the point value under the letter if the shot is made.
- Total on the right after each round

**GRAND TOTAL**

# FUN SHOT

3RD-4TH GRADE



# FUN SHOT

5TH-12TH GRADE

