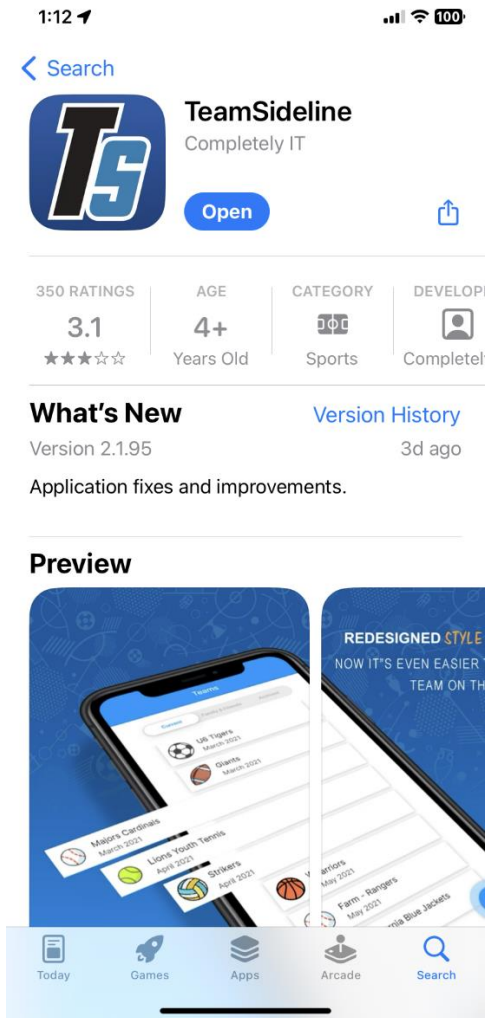


TeamSideline Referee Assignment

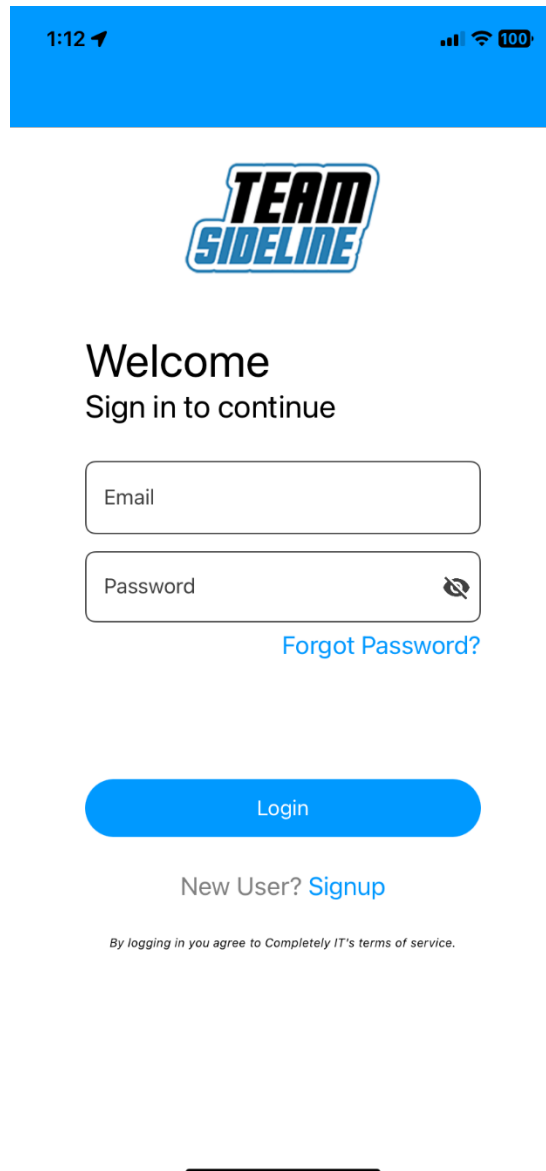
Below are the steps to download, register, and receive notifications for being assigned as a referee/official moving forward in Covington Parks & Recreation youth sports leagues.

Please be sure to view the images and follow along with each detailed step as we will only be assigning those who have completed their profiles.

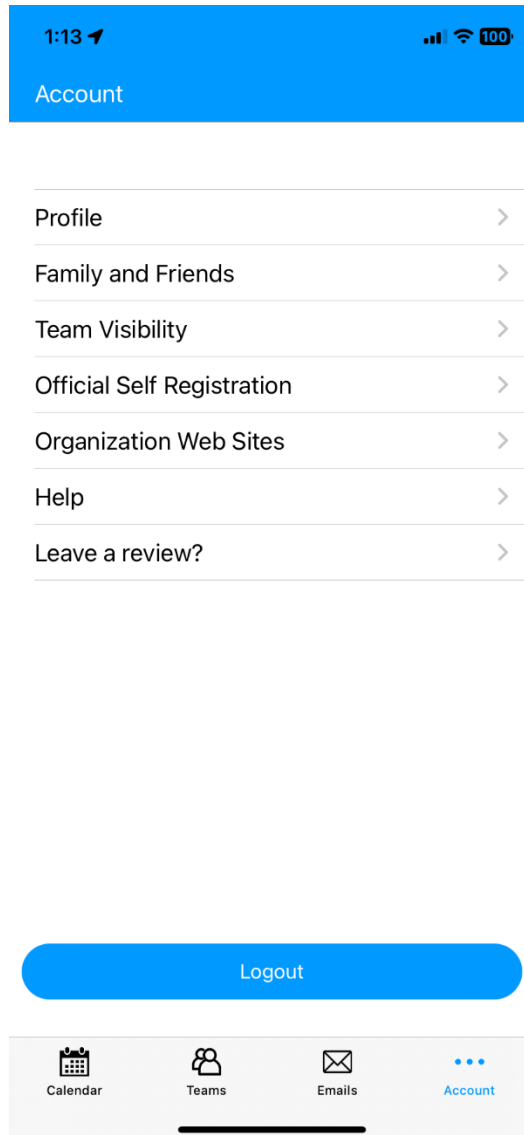
After following these steps, you will still receive notifications on your games, have two (2) days to confirm those games, be able to view the coaches/teams you'll be officiating, times and locations of the games, who your officiating partner will be and their contact information.






1. Download the TeamSideline app through your phone's play/app store.




2. Once the TeamSideline app is downloaded, create your user account by selecting “Signup”.
3. Just like your login for the Paylocity app, please be sure to use an email that you frequently check and get alerts for as well as using a password that you will remember, if you don’t write/save your password somewhere.



4. Once you have confirmed your account creation, select the “Account” button.
5. On this page, you will select “Official Self Registration”.

1:13    100%

 Self Registration

Official Information


Full Name
Curtis Carlson


Date of Birth


Address

Street Address

City State Zip Code

Email (Must be changed on desktop site)
Primary Email Address






Receive email notifications for assignments? 

Receive email notifications for reminders? 

Phone Number

Primary Phone Number

Phone Extension

 Calendar  Teams  Emails  Account

6. Enter your address, email, phone number, and a secondary contact if you so choose.
7. Please be sure to toggle the “Receive email notifications for assignments” and “Receive email notifications for reminders”.

1:13

< Official Self Registration

Your TeamSideline account is not registered as an official in any organizations. If you have received a self-registration code, you may enter it here.

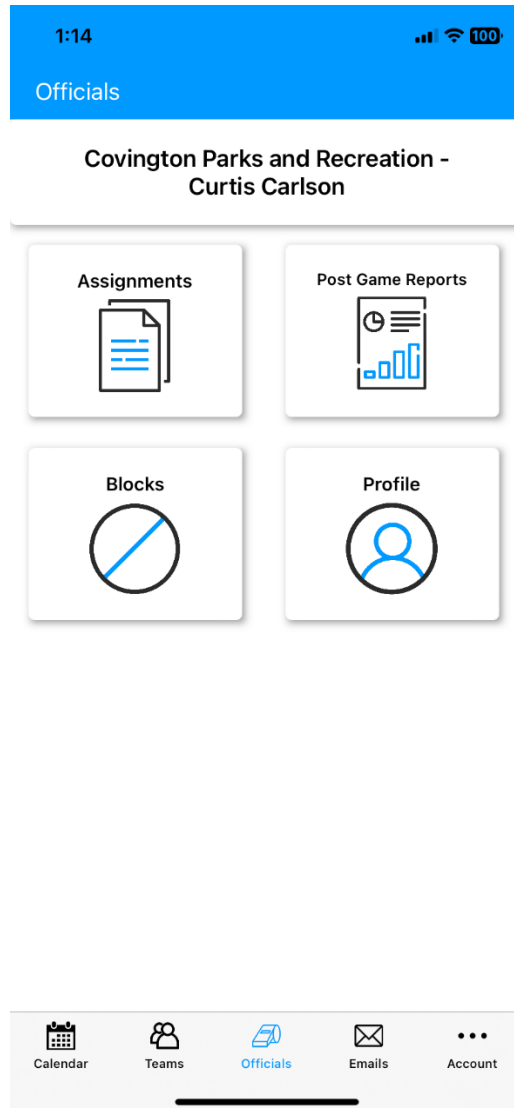
Code

Register

Calendar Teams Emails Account

8. The code you will enter is **Covington Sports**

9. Select “Register”



11. After you register, we will get a notification at our athletics@covingtonwa.gov email.

12. You will now be able to see the “Officials” page in the center of the TeamSideline App.

13. Here, you will be able to view your assignments, enter game scores, edit your profile (changing phone numbers, emails, etc.), and most importantly create blocks for your schedule.

14. Through the “Blocks” tab, you will be able to enter any dates you are unavailable or hours you are unable to work on Saturdays.